

# A LEVEL PHOTOGRAPHY

## ST JOSEPH'S CATHOLIC ACADEMY

# What will I study?



## COURSE STRUCTURE

### Module 1 + 2

#### Topic : PHOTOGRAPHERS EYE PROJECT / GUIDED PROJECT

- You will be introduced to how the formal elements are used in photography.
- You will explore the technical nature of a digital camera.
- You will discover the importance of controlling light in photography.
- You will explore both digital and chemical photography.
- You will begin to think critically about the work of other photographers/artist.
- You will explore how to edit photographs both digitally and manually.
- You will begin to develop a visual language for photographer/artist appreciation and analysing art work.
- This is an opportunity for you to begin to present a personal response.

### Module 3 + 4

#### Topic : PERSONAL INVESTIGATION - 60% of your final mark.

- This is an opportunity for you to develop your own digital slideshow of creative work and final pieces.
- You will begin to write a critical essay linked to your practical work using visual and analytical language.
- You will begin to apply your knowledge of all aspects of photography which you will have deepened in module 1 and 2.
- You will demonstrate how you are improving and refining your skills in all aspects of photography.
- You will be able to develop a meaningful and personal body of photographs.

### Module 5 + 6

#### Topic : EXAMINATION UNIT - 40% of your final mark.

- You will develop your ideas through investigations in response to a chosen exam question.
- You will be given the opportunity to develop and refine your work by exploring ideas, selecting and experimenting with appropriate media, materials, techniques and processes.
- You will record ideas, observations and insights relevant to your chosen exam question.
- This is an opportunity for you to present a deeply personal and meaningful series of photographs.



# What skills will I develop?

Photography has a very broad scope for you to specialise in various forms of photography which you feel are interesting or suitable to you such as digital photography, chemical photography, film, collage, sound, drawing using photography. In Module 1 & 2 the course will be more teacher-led to give you an opportunity to experiment with a series of chosen techniques and research selected key artists. This will be to help you to experience and develop a set of skills in response to techniques and processes you may not have used before. Throughout Module 3, 4, 5 & 6 you will be able to tailor this knowledge and experience to your own interests providing that you are meeting the Assessment Objectives provided by the exam board. There are some examples of the fantastic artwork that students have previously made on the following slides.

## What enrichment opportunities will there be?

Previously we have visited a range of art venues as an opportunity for students to build on their own artwork. Venues include; Tate Modern – London, The National Gallery – London, The National Portrait Gallery – London, Baltic Gateshead, The Laing – Newcastle, The Side Gallery – Newcastle, The Shipley Gallery – Gateshead, The Scottish Museum of Modern Art – Edinburgh, The Scottish National Gallery – Edinburgh, The Scottish National Portrait Gallery – Edinburgh. We have also organised a range of photography trips to local natural and urban areas give students the opportunity to photograph specific landscapes.

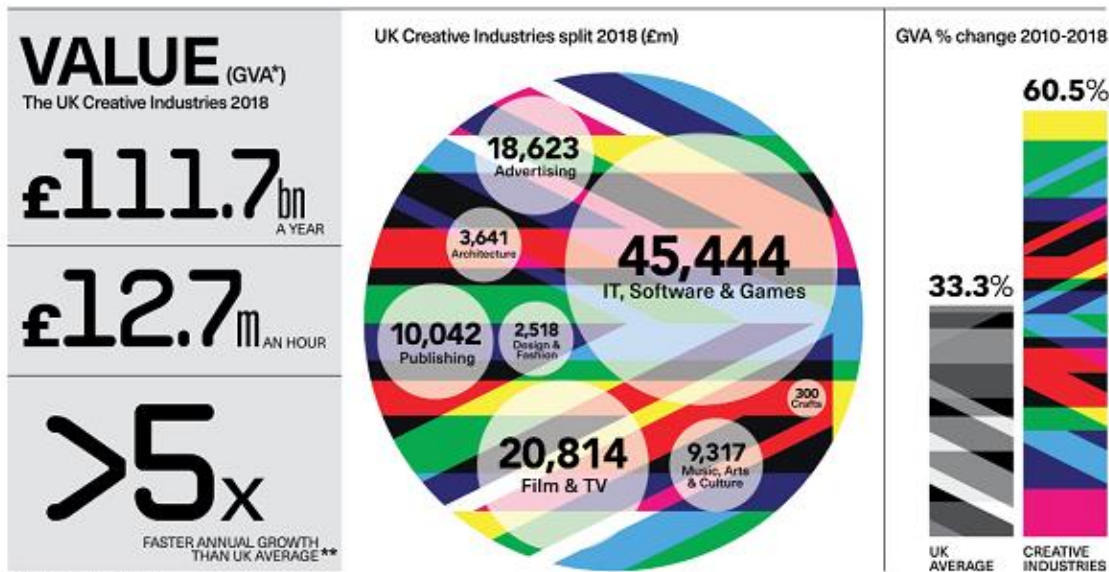
# Why should I study Photography?



The creative industries are currently thriving. Here is some information taken from the UK's creative industries website.

“Creative industries continued to power the growth of the UK's workforce last year, adding new posts at twice the rate of the rest of the economy, according to official data. With an estimated 2,040,000 jobs - 75 per cent of them outside London - the UK's creative industries are developing new jobs faster than other sectors despite record employment in the UK economy as a whole.”

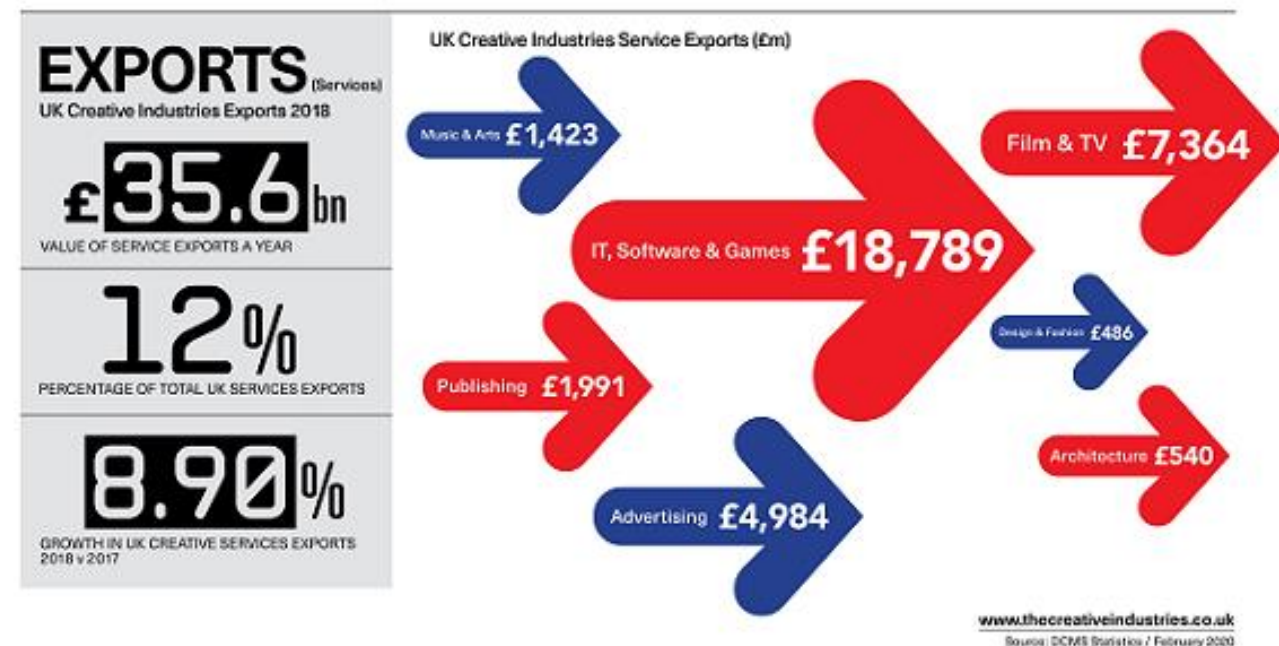
## The UK Creative Industries



\* GVA = Gross Value Added  
Unless stated, all data in current prices and provisional  
\*\* Adjusted for inflation

[www.thecreativeindustries.co.uk](http://www.thecreativeindustries.co.uk)  
Source: DCMS Statistics / February 2020

## UK Creative Industries Service Exports



[www.thecreativeindustries.co.uk](http://www.thecreativeindustries.co.uk)  
Source: DCMS Statistics / February 2020

# Why should I study Photography?



There are a broad range of careers that studying Photography can be the first step towards, they include:

Fine Art Photography

Film

Animation

Photojournalism

Fashion Photography

Advertising

Architectural Photography

Wedding Photography

Travel Photography

Nature, Wildlife Photographer

Forensic Photographer

Medical Photographer

Portrait Photographer

Digital Editing

Graphics

Digital Illustration


Curator

Gallerist




# What kind of photography could I create?

Here's a range of work created by our previous students.



# What kind of artwork could I create?






# What kind of artwork could I create?





# What kind of artwork could I create?



# What kind of artwork could I create?





# What kind of artwork could I create?






# What kind of artwork could I create?






# What kind of artwork could I create?



# What kind of artwork could I create?





# What kind of artwork could I create?





# What kind of artwork could I create?

