



A DAY IN THE LIFE OF A YEAR 7 ST WILFRID'S STUDENT PART 1

Dear Year 6 pupils,

Our fabulous Year 7 Transition Ambassadors want to share some information with you. They are going to tell you all about what a typical day at St Wilfrid's looks like, sharing some things you need to remember and some top tips they use to help keep them organised.

There is lots to share with you, so this newsletter is part one. Next week we will share part two and continue our Ambassador support.

At St Wilfrid's we strive for every day excellence, being prepared and knowing what we expect of our students will allow you to fulfil your learning potential. I hope the information enclosed answers some of your questions and concerns, but please do feel free to contact me with any questions you may have.

Yours Faithfully,
Mrs. Thompson
Transition Coordinator





BEING EQUIPPED AND READY TO LEARN

Transition Ambassador: John-Junior

“Every night before school I check my bag to make sure I’m prepared for the next school day.

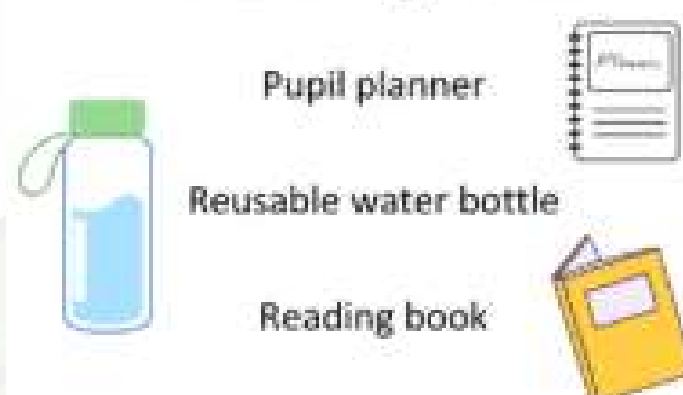
I like to check my planner to see what lessons I have the next day, and to make sure I have done any homework that was set.

The equipment checklist that school provided helped me a lot. I always make sure to bring a spare pen, just in case my favourite one runs out. Keeping myself organised and equipped means that my lessons aren’t interrupted and I am ready to learn.”



We are **prepared** and **equipped** to learn.

In our school bag, we have...




Pupil planner

Reusable water bottle

Reading book

In our pencil case, we have...



Black or blue pen

Pencil

Ruler

Green pen

Scientific calculator



THE SCHOOL PLANNER

Transition Ambassador: Gabriella



“At St. Wilfrid’s there is lots to remember, but on my first day my tutor gave me this planner. There is lots of information inside that helped me stay organised.

I wrote my timetable into my planner so that I know what lessons I have every day. I also use my planner to record all of my homework; this helps me stay organised.

On Friday, during tutor time, my tutor tells me my credit total for the week. I write it in my planner to show my parents how well I am doing.

Every week my parents and my tutor sign my planner, this also helps my parents see what homework I have and we can chat about how my week has gone at school.”




THE PUPIL TIMETABLE

Transition Ambassador: Darcy

“I think one of the biggest changes with my move into St Wilfrid’s was that we moved to new classrooms for our different lessons. At first I was very nervous about having to remember what lesson I had next.

However, on my first day I was given my timetable. Once my tutor explained how to read the timetable and gave my tutor group a tour I felt much more confident. I got the hang of it much quicker than I thought I would. It’s important to remember that everyone is here to help.

At St Wilfrid’s we have a two week timetable. That means that we have week A and week B on rotation. It sounds more complicated than it is, have a look at my timetable, and you will see what I mean.”





TIMETABLE: A QUICK QUIZ

Week A	Tutor	1	2	Break	3	Lunch	4	5
Monday	Tutor	D.T	History	Break	Spanish	Lunch	P.E	PSHE
Tuesday	Tutor	Science	Music	Break	English	Lunch	R.E	Maths
Wednesday	Tutor	Maths	English	Break	Geography	Lunch	Science	Spanish
Thursday	Tutor	R.E	Maths	Break	English	Lunch	P.E	Science
Friday	Tutor	Maths	R.E	Break	Spanish	Lunch	Art	Science

Week B	Tutor	1	2	Break	3	Lunch	4	5
Monday	Tutor	Art	English	Break	Geography	Lunch	P.E	PSHE
Tuesday	Tutor	D.T	P.E	Break	Science	Lunch	Maths	R.E
Wednesday	Tutor	History	Geography	Break	Science	Lunch	English	Maths
Thursday	Tutor	I.T	History	Break	English	Lunch	Science	R.E
Friday	Tutor	Spanish	I.T	Break	Music	Lunch	English	Maths

Task: Look at the example timetable above. Can you help Darcy with her questions?

1. What equipment must I remember to pack on Monday night on week B ready for my lessons on Tuesday?
2. I love Science, when are my lessons?
3. What days do I need my PE kit? Is it the same both weeks?
4. What lessons do I have on Monday week A after lunch?
5. How many lessons of English do I have in week A? Do I have more in week B?



MOVING AROUND THE BUILDING

Transition Ambassador: Robert

"I remember the first time I walked around the building at St Wilfrid's on my Transition Day. It was so much bigger than my primary school and I was anxious about getting lost.

Not only did my tutor give me a tour and a map to help me, but I also realised there are lots of signs around the building to guide me.

For my first days in September all of the teachers and support staff were on the corridors during lesson change over, they were directing and escorting us to our lessons. I realised that every other new pupil didn't know their way around either, we were all in the same position. That made me feel better, we would all figure it out together and we had lots of help.

In no time at all I knew the building and how to get around. By my second week I didn't even need the map any more! And now, it'll be me helping you on the corridors!"





HOMework

Transition Ambassador: Niamh

“My teachers set homework for every subject and they always remind me of their expectations.

A lot of my homework is set online and I have a log in and password written into my planner to keep myself organised. If it is paper homework, my teachers always give me the materials I need.

I always write my homework into my planner, including when it is due. This helps me stay on top of my deadlines and organise my work effectively.

Don't worry if you do need any support with homework, such as access to the internet, you can always attend homework club.

I've gotten lots of credits for excellent homework this year. In English, my teacher gave me five responsible credits for excellent effort in homework recently. At St Wilfrid's we are praised when we demonstrate every day excellence. It's wonderful to have my hard work celebrated.”





HOMEWORK: A QUICK QUIZ

Day	Day of Week	Homework Assignments	Due Date	Reminder
9	Monday	Art, English homework - Pg 7 of vocab booklet, Geography, P.E, PSHE	English due 11th June	
10	Tuesday	DT, PE, Science, Maths, R.E	Remember to bring permission slip, Sparks maths - due 17th June	
11	Wednesday	History, History, Science, English, Maths	Complete worksheet due 16th June	
12	Thursday	IT, Geography, English, Science, R.E	Kayscience - due 17th June, Seneca - due 17th June	
13	Friday	Spanish, I.T, Music, English, Maths	Write a description of a character	
14	Saturday			
15	Sunday			

Weekly Goals/Achievements

Credit total: 15

Signature of Teacher/Tutor/Learning Co-ordinator: Mrs Thompson

Word of the Week: consensus n. a general agreement. SYNONYM: accord. ANTONYM: disagreement

Task: Look at Praise's planner above. Can you help her with her questions?

1. Which homework is due for Wednesday 16th June?
2. What do I need to remember?
3. How many credits did I earn this week?
4. Which lesson set homework on Tuesday? When is it due?
5. What is the due date for my Science homework?

What has Praise forgotten to write down for her Spanish homework? What do you think she should do?



A DAY IN THE LIFE OF A YEAR 7 ST WILFRID'S STUDENT

REFLECTION:



Task: Use this space to write down any questions you might have for our Transition Ambassadors. **You will have an opportunity to speak to them on your Transition days in July.**